

Ada 1/15/22

**Ada Exempted Village School District
Investment Summary
November 30, 2022**

For Board Meeting: December 15, 2022

Acc't #	Lending Institution	Period	Interest Rate	Investment Amount	Interest Received	Interest Allocation
27241	STAROhio	11/30/22	3.02%	\$823,980.93	\$2,495.17	General Fund / Cafeteria (Board Policy #6144)
MMA 007	Liberty National Bank	11/30/22	0.20%	Money Market Acct.	\$367.66	See below
Sweep	Liberty National Bank	11/30/22	0.10%	Sweep Acct.	\$170.01	See below
Investments	US Bank	11/30/22	Various	Red Tree Investments	\$2,638.12	See below
				Total	\$3,175.79	

Fund #	Fund	Fund Balance	Amount
001	General Fund	7,793,273	2,843.10
003	Permanent Improvement	300,399	109.59
006	Lunchroom	247,317	90.23
007	Stambaugh Trust	84,399	30.79
008	Lacey Library	2,657	0.97
008	Lacey Scholarship	0	0.00
008	Ada Employee Sch.	19,664	7.17
008	R. McVicker Memorial	0	0.00
008	Ty Michaels Scholarship	904	0.33
008	Joel Hauenstein - Image One Sch	823	0.30
200/300	Student Activity/Athletics	157,263	57.37
018	School Activity	98,509	35.94
		8,705,207	\$3,175.79

E. Invoice for Approval

Farnham	Invoice #	Amount
Invoice Date 11/16/2022	36096	\$3,073.00
	- PO Date 12/15/2022	

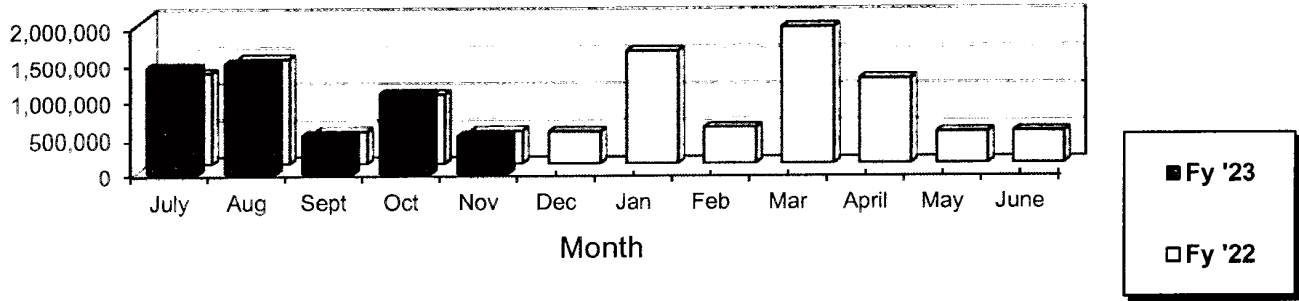
Ada Exempted Village School District
 Budget vs. Actual - GENERAL FUND
 July 1, 2022 through June 30, 2023

Percentage of year: 41.7%
 Month Ending: November 2022

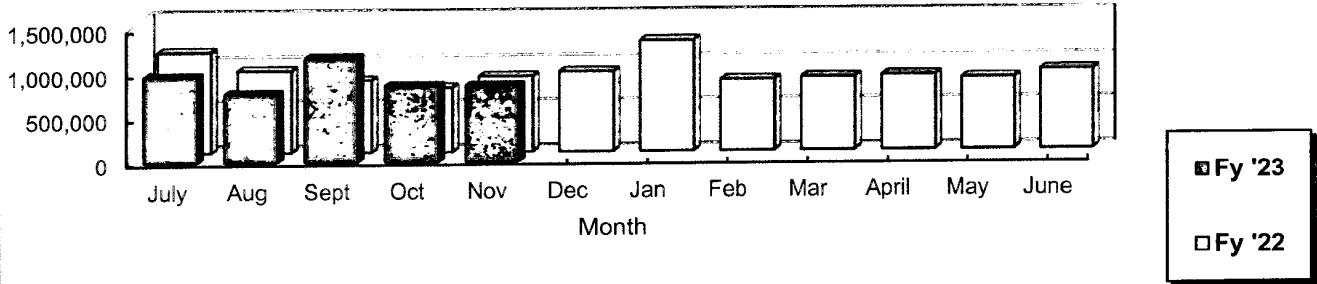
Fund: 001

<u>Line #</u>	<u>REVENUE</u>	<u>Permanent Appropriations</u>	<u>Actual</u>	<u>Percentage</u>
1.010	Real Estate Tax	1,939,982	752,493	38.8%
1.020	Tangible Tax	201,942	99,104	49.1%
1.030	Income Tax	2,535,167	1,486,870	58.6%
1.035	Unrestricted State Foundation	5,593,221	2,370,162	42.4%
1.040	Restricted State Foundation	389,296	163,145	41.9%
1.045	Restricted Fed Grants-in-Aid (Ed Jobs)	0	0	0.0%
1.050	Rollback / Homestead	274,562	133,347	48.6%
1.060	Other Operating Revenue	230,848	69,236	30.0%
2.040	Operating Transfers-in	0	0	0.0%
2.060	All Other Financing Sources	1,000	0	0.0%
	TOTAL REVENUE	11,166,018	5,074,357	45.4%
	<u>EXPENSES</u>			
3.010	Wages	6,222,239	2,598,332	41.8%
3.020	Fringe Benefits	3,057,521	1,193,771	39.0%
3.030	Purchased Services	987,182	459,982	46.6%
3.040	Materials	237,400	130,599	55.0%
3.050	Capital Outlay	10,500	32,035	305.1%
4.300	Other Objects	578,926	169,712	29.3%
5.010	Operating Transfers - out	9,815	9,815	100.0%
5.020	Advances - out	0	0	0.0%
	TOTAL EXPENSES	11,103,583	4,594,246	41.4%
	VARIANCE (Revenue - Expenses)	62,435	480,111	
	Add: Beginning Cash	7,334,927	7,334,927	
	Ending Cash	7,397,362	7,815,038	
		<i>(Estimate)</i>	<i>(Actual)</i>	
	Less: Outstanding Encumbrances		(1,078,139)	
	Unencumbered Balance		6,736,899	

Ada Exempted Village Schools Receipts



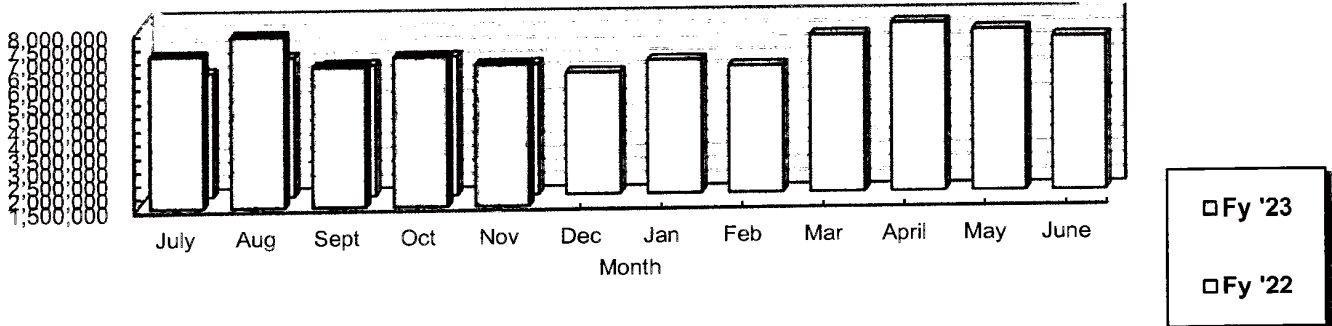
Ada Exempted Village Schools Expenditures



FY'21: July and Jan are 3 pays

FY'22: July and Jan are 3 pays

Ada Exempted Village Schools Unencumbered Balance



ADA EXEMPTED VILLAGE SCHOOLS

Spending Plan Summary

ODE Line Number	Monthly Estimate	Monthly Actual	Monthly Difference	FYTD Estimate	FYTD Actual	FYTD Difference
01.010 General Property (Real Estate)	\$ 0.00	\$ 0.00	\$ 0.00	\$ 969,991.00	\$ 752,492.87	\$ (217,498.13)
01.020 Tangible Personal Property Tax	0.00	0.00	0.00	100,971.00	99,103.91	(1,867.09)
01.030 Income Tax	0.00	0.00	0.00	1,267,583.50	1,486,870.36	219,286.86
01.035 Unrestricted Grants-in-Aid	466,101.75	466,032.00	(69.75)	2,330,508.75	2,370,162.22	39,653.47
01.040 Restricted Grants-in-Aid	32,441.32	32,481.45	40.13	162,206.60	163,144.59	937.99
01.045 Restricted Federal Grants-in-Aid - SFSF	0.00	0.00	0.00	0.00	0.00	0.00
01.050 Property Tax Allocation	0.00	0.00	0.00	137,281.00	133,347.14	(3,933.86)
01.060 All Other Operating Revenue	19,237.33	9,766.71	(9,470.62)	96,186.65	69,236.01	(26,950.64)
01.070 Total Revenue	517,780.40	508,280.16	(9,500.24)	5,064,728.50	5,074,357.10	9,628.60
02.010 Proceeds from Sale of Notes	0.00	0.00	0.00	0.00	0.00	0.00
02.020 State Emergency Loans & Advancements (Approved)	0.00	0.00	0.00	0.00	0.00	0.00
02.040 Operating Transfers-In	0.00	0.00	0.00	0.00	0.00	0.00
02.050 Advances-In	0.00	0.00	0.00	0.00	0.00	0.00
02.060 All Other Financial Sources	0.00	0.00	0.00	1,000.00	0.00	(1,000.00)
02.070 Total Other Financing Sources	0.00	0.00	0.00	1,000.00	0.00	(1,000.00)
02.080 Total Revenues and Other Financing Sources	517,780.40	508,280.16	(9,500.24)	5,065,728.50	5,074,357.10	8,628.60
03.010 Personal Services	520,000.00	518,065.40	(1,934.60)	2,680,000.00	2,598,332.41	(81,667.59)
03.020 Employees' Retirement/Insurance Benefits	254,793.41	216,230.27	(38,563.14)	1,273,967.05	1,193,770.53	(80,196.52)
03.030 Purchased Services	82,265.19	57,891.85	(24,373.34)	411,325.95	459,982.37	48,656.42
03.040 Supplies and Materials	19,783.33	13,039.30	(6,744.03)	98,916.65	130,598.97	31,682.32
03.050 Capital Outlay	875.00	0.00	(875.00)	4,375.00	32,034.74	27,659.74
03.060 Intergovernmental	0.00	0.00	0.00	0.00	0.00	0.00
04.010 Debt Service: All Principal (Historical)	0.00	0.00	0.00	0.00	0.00	0.00
04.020 Debt Service: Principal-Notes	0.00	0.00	0.00	0.00	0.00	0.00
04.030 Debt Service: Principal - State Loans	0.00	0.00	0.00	0.00	0.00	0.00
04.040 Debt Service: Principal - State Advancements	0.00	0.00	0.00	0.00	0.00	0.00
04.050 Debt Service: Principal - HB 264 Loans	0.00	0.00	0.00	0.00	0.00	0.00
04.055 Debt Service: Principal - Other	0.00	0.00	0.00	0.00	0.00	0.00
04.060 Debt Service: Interest and Fiscal Charges	0.00	0.00	0.00	0.00	0.00	0.00
04.300 Other Objects	48,243.83	45,203.45	(3,040.38)	241,219.15	169,712.49	(71,506.66)
04.500 Total Expenditures	925,960.76	850,430.27	(75,530.49)	4,709,803.80	4,584,431.51	(125,372.29)
05.010 Operational Transfers - Out	0.00	0.00	0.00	9,814.50	9,814.50	0.00
05.020 Advances - Out	0.00	0.00	0.00	0.00	0.00	0.00
05.030 All Other Financing Uses	0.00	0.00	0.00	0.00	0.00	0.00
05.040 Total Other Financing Uses	0.00	0.00	0.00	9,814.50	9,814.50	0.00
05.050 Total Expenditure and Other Financing Uses	925,960.76	850,430.27	(75,530.49)	4,719,618.30	4,594,246.01	(125,372.29)
06.010 Excess Rev & Oth Financing Sources over(under) Exp & Oth F	(408,180.36)	(342,150.11)	66,030.25	346,110.20	480,111.09	134,000.89
07.010 Cash Balance-July1 -Excluding Proposed Renew/Replace & New	0.00	8,157,187.97	8,157,187.97	0.00	7,334,926.77	7,334,926.77
07.020 Cash Balance June 30	(408,180.36)	7,815,037.86	8,223,218.22	346,110.20	7,815,037.86	7,468,927.66
08.010 Estimated Encumbrances June 30	0.00	1,078,138.78	1,078,138.78	0.00	1,078,138.78	1,078,138.78

Gross Depository Balances:

Liberty National Bank - Checking	\$575,000.00	
Liberty National Bank - Money Market	\$2,236,990.35	
Athletic Checking	\$2,000.00	
Liberty National Bank - Sweep	\$1,948,096.18	
Total Depository Balances (Gross)		\$4,762,086.53

Adjustments to Bank Balance:

Cash in Transit to Bank	\$4,841.40	
Outstanding Checks	(\$148,927.95)	
Adjustments:		
NSF Checks	\$331.76	
Adjustments	\$1.00	
Reconcile Item	\$865.00	
Total Adjustments to Bank Balance		(\$142,888.79)

Investments:

Treasury Bonds and Notes	\$0.00	
Certificate of Deposits	\$0.00	
Other Securities	\$0.00	
Other Investments:		
Star Ohio - #2724	\$823,980.93	
Investment	\$2,003.57	
Mel Lanzer - Escrow	\$9,000.00	
Red Tree Investment	\$3,517,399.99	
Total Investments		\$4,352,384.49

Cash on Hand:

Petty Cash:		
Change Cash:		
Cash with Fiscal Agent	\$0.00	
Total Cash on Hand		\$0.00

Total Balances

\$8,971,582.23

Total Fund Balance

\$8,971,582.23

Depository Clearance Accounts:

Total Clearance Account Balances		\$0.00
----------------------------------	--	--------

Treasurer

Ada Exempted Village Schools
Item D. Monthly Bank Reconciliation

Liberty National Bank Reconciliation 11/30/2022

Bank Balance - LNB	575,000.00
Bank Balance - LNB Sweep Account	1,948,096.18
Bank Balance - LNB Money Market	2,236,990.35
Investment: Red Tree Investments	3,517,399.99
StarOhio #27241	823,980.93
Investment	2,003.57
Athletic	2,000.00
Retainage Escrow, LNB -- Mel Lanzer (1)	9,000.00
Deposit-In-Transit PayFort//STRIPE	4,841.40
Miscellaneous:	

9,119,312.42

Less: O/S Checks (148,927.95)

Adjusted Bank Balance 8,970,384.47

Book Balance	8,971,582.23
Reconcile item:	
Less:	
NSF Check	(103.00)
NSF Check	(54.00)
NSF Check	(10.00)
NSF Check	(148.00)
NSF Check	(16.76)
NSF Check	(1.00)
Reconcile item:	(865.00)

8,970,384.47

Bank has 0.00 more than the books

Payroll Reconciliation 11/30/2022

Bank Balance - US Bank	31,406.10
Miscellaneous Service Charges (Sept-Oct-Nov)	228.78

Adjusted Bank Balance 31,634.88

Book Balance	31,530.47
Interest Earned (Sept-Oct)	0.90
Reconciling:	
Taxes to be posted in December	103.51

31,634.88

Bank has 0.00 more than the books

Notes:

(1) Amounts above are actual retainage amounts, without interest earned on the escrow accounts.
The actual LNB balances for the end of the month, including interest, are: (after Feb. 2008 corrections):

	<u>9/30/2022 balances</u>
Retainage Escrow, LNB -- Snyder	\$0.00
Retainage Escrow, LNB -- Mel Lanzer	\$17,568.50
Retainage Escrow, LNB -- Smith Boughan	\$0.00
Retainage Escrow, LNB -- Vaughn Industries	\$3,285.35
	<u>\$20,853.85</u>

ADA EXEMPTED VILLAGE SCHOOLS Cash Summary Report

Full Account Code	Description	Initial Cash	MTD Received	FYTD Received	MTD Expended	FYTD Expended	Fund Balance	Encumbrance	Unencumbered Balance
001-0000	GENERAL FUND	\$ 7,334,926.77	\$ 508,280.16	\$ 5,074,357.10	\$ 850,430.27	\$ 4,594,246.01	\$ 7,815,037.86	\$ 1,078,138.78	\$ 6,736,899.08
002-9090	DEBT SERVICE (NEW K-12 W/ AUDITORIUM)	492,394.82	0.00	298,893.92	0.00	782,543.50	8,745.24	0.00	8,745.24
003-0000	PERMANENT IMPROVEMENT	363,002.00	109.59	125,554.19	0.00	188,047.33	300,508.86	156,534.85	143,974.01
004-9090	NEW K-12 BUILDING	2,302.90	0.00	0.00	0.00	0.00	2,302.90	0.00	2,302.90
004-9091	NEW AUDITORIUM	37,584.47	0.00	0.00	0.00	0.00	37,584.47	6,813.67	30,770.80
006-0000	LUNCHROOM	253,378.60	48,904.78	166,498.28	42,675.09	166,329.85	253,547.03	44,939.32	208,607.71
007-9400	STAMBAUGH BAND TRUST	20,993.76	3.99	30.60	0.00	10,082.70	10,941.66	764.83	10,176.83
007-9500	STAMBAUGH ATHLETIC TRUST	41,602.30	8.76	59.42	0.00	17,637.62	24,024.10	0.00	24,024.10
007-9600	STAMBAUGH LIBRARY TRUST	52,722.13	18.04	106.58	153.72	3,518.90	49,309.81	2,133.72	47,176.09
008-0000	MEMORIAL FUND/BLDG.&GROUNDS	2,950.12	0.00	0.00	0.00	0.00	2,950.12	0.00	2,950.12
008-9287	ZELMA LACEY FOR LIBRARY BOOKS	2,652.59	0.97	5.50	0.00	0.00	2,658.09	0.00	2,658.09
008-9899	ADA EMPLOYEE SCHOLARSHIP FUND	20,228.31	340.17	1,875.40	0.00	2,100.00	20,003.71	100.00	19,903.71
008-9909	TY MICHAEL MEMORIAL SCHOLARSHIP	1,202.66	0.33	1.91	0.00	300.00	904.57	0.00	904.57
008-9910	JOEL HAUENSTEIN - IMAGE ONE MEMORIAL SCHOLARSHIP	1,321.05	0.30	1.77	0.00	500.00	822.82	0.00	822.82
009-0000	UNIFORM SUPPLY	23,072.27	2,190.00	43,109.35	1,028.58	47,211.51	18,970.11	3,704.95	15,265.16
010-9090	CFAP NEW K-12 BUILDING	23,479.39	0.00	0.00	0.00	0.00	23,479.39	0.00	23,479.39
010-9091	CFAP, STATE SHARE K-12 BUILDING	5,495.36	0.00	0.00	0.00	0.00	5,495.36	2,341.85	3,153.51
018-9111	HIGH SCHOOL ACTIVITY FUND	49,246.44	5,086.51	26,191.10	998.71	12,399.30	63,038.24	6,190.26	56,847.98
018-9222	ELEMENTARY ACTIVITY 307	32,810.84	12.05	612.53	(4,636.97)	(4,257.65)	37,681.02	4,910.96	32,770.06
018-9333	GENERAL 308	3,772.43	2.38	2,756.14	0.00	0.00	6,528.57	0.00	6,528.57
022-9500	AGENCY - OHSAA TOURNAMENTS	2,540.00	0.00	0.00	0.00	0.00	2,540.00	0.00	2,540.00
022-9920	Unclaimed Funds	1,361.32	0.00	0.00	0.00	0.00	1,361.32	0.00	1,361.32
034-9090	MAINTENANCE FUND - CFAP	204,507.48	0.00	16,849.66	1,705.91	26,085.01	195,272.13	48,284.63	146,987.50
200-9200	MODERN LANGUAGE CLUB 210	630.60	0.20	1.21	40.34	123.83	507.98	0.00	507.98
200-9330	F.F.A. 204	8,543.20	10,044.66	11,060.71	129.00	(332.67)	19,936.58	13,574.75	6,361.83
200-9400	BAND	1,575.79	41.49	3,162.91	0.00	619.84	4,118.86	0.00	4,118.86
200-9470	VOCAL MUSIC	10,462.43	3.79	2,817.78	1,295.00	4,170.00	9,110.21	490.00	8,620.21
200-9610	STUDENT COUNCIL 212	17,430.92	5.76	2,783.12	253.21	4,669.80	15,544.24	700.00	14,844.24
200-9611	CONCESSIONS (STUDENT COUNCIL)	7,126.23	1,345.56	1,357.74	3,128.73	3,262.64	5,221.33	5,181.35	39.98
200-9630	JUNIOR HIGH BETA CLUB	3,219.78	208.16	213.67	225.00	275.00	3,158.45	0.00	3,158.45
200-9680	YEARBOOK 216	13,888.65	981.34	8,741.85	(342.00)	9,355.35	13,275.15	342.00	12,933.15
200-9919	CLASS OF 2019	0.17	0.00	0.00	0.00	0.00	0.17	0.00	0.17
200-9920	CLASS OF 2020	852.14	0.00	0.00	0.00	0.00	852.14	0.00	852.14

ADA EXEMPTED VILLAGE SCHOOLS Cash Summary Report

Full Account Code	Description	Initial Cash	MTD Received	FYTD Received	MTD Expended	FYTD Expended	Fund Balance	Encumbrance	Unencumbered Balance
572-9920	TITLE I, 2019-2020	\$ (326.91)	\$ 0.00	\$ 0.00	\$ 0.00	\$ 0.00	\$ (326.91)	\$ 0.00	\$ (326.91)
572-9922	TITLE 1, 2021-2022	(7,901.55)	0.00	30,777.71	0.00	22,876.16	0.00	14.18	(14.18)
572-9923	TITLE 1, 2022-2023	0.00	0.00	0.00	14,000.21	51,035.95	(51,035.95)	263.79	(51,299.74)
590-9905	TITLE II-A TEACHER QUALITY, 2004-05	0.00	0.00	0.00	0.00	0.00	0.00	0.00	0.00
590-9918	TITLE II-A TEACHER QUALITY, 2017-18	438.75	0.00	0.00	0.00	0.00	438.75	0.00	438.75
590-9919	TITLE II-A TEACHER QUALITY, 2018-19	0.00	0.00	0.00	0.00	0.00	0.00	0.00	0.00
590-9922	TITLE II-A TEACHER QUALITY, 2021-22	(1,394.03)	0.00	5,206.37	0.00	3,812.29	0.00	3.86	(3.86)
590-9923	TITLE II-A TEACHER QUALITY, 2022-23	0.00	0.00	0.00	2,308.83	8,080.83	(8,080.83)	41.54	(8,122.37)
599-9918	TITLE IV-A STUDENT SUPPORT AND ACADEMIC ENRI	(5,823.96)	0.00	0.00	0.00	0.00	(5,823.96)	225.00	(6,048.96)
Grand Total		\$ 9,177,141.56	\$ 582,060.38	\$ 5,964,365.41	\$ 929,987.99	\$ 6,169,924.74	\$ 8,971,582.23	\$ 1,561,404.45	\$ 7,410,177.78

ADA EXEMPTED VILLAGE SCHOOLS Disbursement Summary Report

Reference Number	Check Number	Type	Date	Name	Vendor #	Status	Reconcile Date	Void Date	Amount
29857	73461	ACCOUNTS_PAYA BLE	11/1/2022	OHIO CAVERNS	4670	RECONCILED	11/30/2022		\$ 350.00
29882	73462	ACCOUNTS_PAYA BLE	11/4/2022	ADA WATER & SEWER DEPT	109	RECONCILED	11/30/2022		4,085.09
29862	73463	ACCOUNTS_PAYA BLE	11/4/2022	ANDERSON TRACTOR SUPPLY INC	5517	RECONCILED	11/30/2022		72.40
29867	73464	ACCOUNTS_PAYA BLE	11/4/2022	COURTYARD BY MARRIOTT	7249	RECONCILED	11/30/2022		475.24
29881	73465	ACCOUNTS_PAYA BLE	11/4/2022	ESGI	6928	RECONCILED	11/30/2022		235.00
29860	73466	ACCOUNTS_PAYA BLE	11/4/2022	FARNHAM EQUIPMENT CO	5645	RECONCILED	11/30/2022		1,036.00
29878	73467	ACCOUNTS_PAYA BLE	11/4/2022	GOLDEN GRAPHICS,LTD	2088	RECONCILED	11/30/2022		28.00
29870	73468	ACCOUNTS_PAYA BLE	11/4/2022	GORDON FOOD SERVICE, INC	1615	RECONCILED	11/30/2022		20,528.54
29880	73469	ACCOUNTS_PAYA BLE	11/4/2022	GRIFFIN CHIROPRACTIC CLINIC	6771	RECONCILED	11/30/2022		40.00
29884	73470	ACCOUNTS_PAYA BLE	11/4/2022	HEALTHCARE BILLING SERVICES	5798	RECONCILED	11/30/2022		9.33
29873	73471	ACCOUNTS_PAYA BLE	11/4/2022	HOBBY LOBBY	4252	RECONCILED	11/30/2022		441.07
29886	73472	ACCOUNTS_PAYA BLE	11/4/2022	HYATT REGENCY	1687	RECONCILED	11/30/2022		189.00
29868	73473	ACCOUNTS_PAYA BLE	11/4/2022	DAVID R LOUTH	5856	RECONCILED	11/30/2022		225.00
29875	73474	ACCOUNTS_PAYA BLE	11/4/2022	KEITH'S HARDWARE	134	RECONCILED	11/30/2022		294.94
29869	73475	ACCOUNTS_PAYA BLE	11/4/2022	KEYS TO LITERACY	7246	RECONCILED	11/30/2022		299.00
29866	73476	ACCOUNTS_PAYA BLE	11/4/2022	KIM LIGHT	6485	RECONCILED	11/30/2022		248.77
29861	73477	ACCOUNTS_PAYA BLE	11/4/2022	MIDWEST REGIONAL ESC	1956	RECONCILED	11/30/2022		58,180.69
29876	73478	ACCOUNTS_PAYA BLE	11/4/2022	NICKLES BAKERY	465	RECONCILED	11/30/2022		1,357.32
29863	73479	ACCOUNTS_PAYA BLE	11/4/2022	PEPPLE & WAGGONER, LTD	6184	RECONCILED	11/30/2022		1,294.00
29877	73480	ACCOUNTS_PAYA BLE	11/4/2022	PERRY PRO TECH	352	RECONCILED	11/30/2022		132.11
29865	73481	ACCOUNTS_PAYA BLE	11/4/2022	RETTIG MUSIC INC	374	RECONCILED	11/30/2022		41.30
29872	73482	ACCOUNTS_PAYA BLE	11/4/2022	S & S WORLDWIDE, INC	5156	RECONCILED	11/30/2022		69.70
29871	73483	ACCOUNTS_PAYA BLE	11/4/2022	JOHNSON CONTROLS	1503	RECONCILED	11/30/2022		50.37

ADA EXEMPTED VILLAGE SCHOOLS Disbursement Summary Report

Reference Number	Check Number	Type	Date	Name	Vendor #	Status	Reconcile Date	Void Date	Amount
29879	73484	ACCOUNTS_PAYA BLE	11/4/2022	SMITH FOODS INC	5785	RECONCILED	11/30/2022		\$ 2,627.06
29864	73485	ACCOUNTS_PAYA BLE	11/4/2022	TELEPHONE SERVICE COMPANY	6834	RECONCILED	11/30/2022		243.36
29874	73486	ACCOUNTS_PAYA BLE	11/4/2022	VELVET ICE CREAM COMPANY	6856	RECONCILED	11/30/2022		398.88
29885	73487	ACCOUNTS_PAYA BLE	11/4/2022	VERIZON WIRELESS	4562	RECONCILED	11/30/2022		15.18
29883	73488	ACCOUNTS_PAYA BLE	11/4/2022	WADSWORTH SOLUTIONS	5662	RECONCILED	11/30/2022		1,095.50
29893	73489	ACCOUNTS_PAYA BLE	11/7/2022	MILANO CAFE	7250	RECONCILED	11/30/2022		75.00
29895	73490	ACCOUNTS_PAYA BLE	11/9/2022	WILSON'S SPORTING GOODS	4510	RECONCILED	11/30/2022		340.00
29900	73491	ACCOUNTS_PAYA BLE	11/10/2022	ADA JUNIOR CLASS	5687	RECONCILED	11/30/2022		175.00
29910	73492	ACCOUNTS_PAYA BLE	11/10/2022	AMERICAN ELECTRIC POWER	343	RECONCILED	11/30/2022		10,566.94
29904	73493	ACCOUNTS_PAYA BLE	11/10/2022	ASHLEY ROBEY HAYNOR	7251	RECONCILED	11/30/2022		94.00
29912	73494	ACCOUNTS_PAYA BLE	11/10/2022	BLUE BEACON TRUCK WASH	7054	RECONCILED	11/30/2022		104.20
29905	73495	ACCOUNTS_PAYA BLE	11/10/2022	BRUNNER NEWS AGENCY	942	RECONCILED	11/30/2022		1,434.23
29908	73496	ACCOUNTS_PAYA BLE	11/10/2022	CENTRAL OHIO FARMERS CO-OP INC	3128	RECONCILED	11/30/2022		5,663.83
29902	73497	ACCOUNTS_PAYA BLE	11/10/2022	KRAMER ENTERPRISES, INC	5626	RECONCILED	11/30/2022		283.55
29917	73498	ACCOUNTS_PAYA BLE	11/10/2022	ESC OF NORTHEAST OHIO	7244	RECONCILED	11/30/2022		75.00
29919	73499	ACCOUNTS_PAYA BLE	11/10/2022	FRIENDS OFFICE	3290	RECONCILED	11/30/2022		1,457.37
29916	73500	ACCOUNTS_PAYA BLE	11/10/2022	HARDIN COUNTY SHERIFF	6779	RECONCILED	11/30/2022		3,879.67
29918	73501	ACCOUNTS_PAYA BLE	11/10/2022	KENTON TIMES	291	RECONCILED	11/30/2022		217.50
29907	73502	ACCOUNTS_PAYA BLE	11/10/2022	AIM MEDIA MIDWEST	308	RECONCILED	11/30/2022		783.00
29911	73503	ACCOUNTS_PAYA BLE	11/10/2022	LINDSAY SMITH	6448	RECONCILED	11/30/2022		821.25
29914	73504	ACCOUNTS_PAYA BLE	11/10/2022	MACDONALD SUPPLY	4888	RECONCILED	11/30/2022		163.45

ADA EXEMPTED VILLAGE SCHOOLS Disbursement Summary Report

Reference Number	Check Number	Type	Date	Name	Vendor #	Status	Reconcile Date	Void Date	Amount
29915	73505	ACCOUNTS_PAYA BLE	11/10/2022	NASSP	1545	RECONCILED	11/30/2022		\$ 385.00
29913	73506	ACCOUNTS_PAYA BLE	11/10/2022	RUMPKE WASTE & RECYCLING	7081	RECONCILED	11/30/2022		850.98
29906	73507	ACCOUNTS_PAYA BLE	11/10/2022	SMITH BOUGHAN INC.	393	RECONCILED	11/30/2022		534.15
29901	73508	ACCOUNTS_PAYA BLE	11/10/2022	TOMMY TIRE SALES LLC	6522	RECONCILED	11/30/2022		2,205.50
29909	73509	ACCOUNTS_PAYA BLE	11/10/2022	TOWN AND GOWN	4393	OUTSTANDING			260.00
29903	73510	ACCOUNTS_PAYA BLE	11/10/2022	WADSWORTH SOLUTIONS	5662	RECONCILED	11/30/2022		610.41
29924	73511	ACCOUNTS_PAYA BLE	11/18/2022	ARBY'S	5303	RECONCILED	11/30/2022		100.71
29940	73512	ACCOUNTS_PAYA BLE	11/18/2022	ADA ACADEMIC BOOSTERS	3649	OUTSTANDING			693.10
29936	73513	ACCOUNTS_PAYA BLE	11/18/2022	AHS YEARBOOK	846	RECONCILED	11/30/2022		366.98
29928	73514	ACCOUNTS_PAYA BLE	11/18/2022	ALLEN COUNTY ESC	469	RECONCILED	11/30/2022		60.00
29943	73515	ACCOUNTS_PAYA BLE	11/18/2022	ARBY'S	5303	RECONCILED	11/30/2022		212.51
29945	73516	ACCOUNTS_PAYA BLE	11/18/2022	BRIGHTSPEED	3598	RECONCILED	11/30/2022		335.02
29938	73517	ACCOUNTS_PAYA BLE	11/18/2022	COLUMBIA GAS	177	RECONCILED	11/30/2022		518.82
29925	73518	ACCOUNTS_PAYA BLE	11/18/2022	FRESH ENCOUNTER CORPORATE	4980	RECONCILED	11/30/2022		172.96
29939	73519	ACCOUNTS_PAYA BLE	11/18/2022	C.C. IMEX	6880	RECONCILED	11/30/2022		67.00
29930	73520	ACCOUNTS_PAYA BLE	11/18/2022	FAST SIGNS	7232	RECONCILED	11/30/2022		373.00
29932	73521	ACCOUNTS_PAYA BLE	11/18/2022	GRAINGER	3661	RECONCILED	11/30/2022		830.50
29929	73522	ACCOUNTS_PAYA BLE	11/18/2022	LEARNWELL	7140	RECONCILED	11/30/2022		119.70
29926	73523	ACCOUNTS_PAYA BLE	11/18/2022	LEE'S FAMOUS RECIPE CHICKEN	5959	RECONCILED	11/30/2022		730.29
29927	73524	ACCOUNTS_PAYA BLE	11/18/2022	LIBERTY NATIONAL BANK	303	RECONCILED	11/30/2022		3,525.30
29934	73525	ACCOUNTS_PAYA BLE	11/18/2022	LIBERTY NATIONAL BANK	5722	RECONCILED	11/30/2022		300.00
29944	73526	ACCOUNTS_PAYA BLE	11/18/2022	MILLER'S TEXTILE SERVICE	2207	RECONCILED	11/30/2022		122.54
29931	73527	ACCOUNTS_PAYA BLE	11/18/2022	NORTH CENTRAL OHIO	5947	RECONCILED	11/30/2022		609.00
29933	73528	ACCOUNTS_PAYA BLE	11/18/2022	NORTHWEST OHIO AUTO	5006	RECONCILED	11/30/2022		701.98

**ADA EXEMPTED VILLAGE SCHOOLS
Disbursement Summary Report**

Reference Number	Check Number	Type	Date	Name	Vendor #	Status	Reconcile Date	Void Date	Amount
29937	73529	ACCOUNTS_PAYA BLE	11/18/2022	PARTS NORTHWEST OHIO AUTO PARTS, INC	5099	RECONCILED	11/30/2022		\$ 240.86
29946	73530	ACCOUNTS_PAYA BLE	11/18/2022	PEPSI AMERICAS,INC	657	RECONCILED	11/30/2022		1,768.65
29942	73531	ACCOUNTS_PAYA BLE	11/18/2022	SCHOLASTIC INCL EDUCATION	4827	RECONCILED	11/30/2022		30.83
29941	73532	ACCOUNTS_PAYA BLE	11/18/2022	SPECTRUM	6845	RECONCILED	11/30/2022		130.73
29935	73533	ACCOUNTS_PAYA BLE	11/18/2022	US BANCORP	5182	RECONCILED	11/30/2022		4,389.17
29947	73534	ACCOUNTS_PAYA BLE	11/29/2022	GRADY ENTERPRISES, INC	6746	OUTSTANDING			518.04
29948	73535	ACCOUNTS_PAYA BLE	11/29/2022	JEFFERSON HEALTH PLAN	7044	OUTSTANDING			144,963.73
Grand Total									\$ 286,924.30